

TDWI Virtual Summit

Governing Data & Analytics

May 29-30, 2024

Attendee Guide



Logging In

Option 1) Check your inbox for emails from our event platform with links that will allow registered attendees to log in instantly!

Registrants will receive these emails *from “TDWI Virtual Summit, May”* on the mornings of the live event.

Option 2) If you land on a sign-in page (pictured above) and have not set up a password, follow the prompt to either message Registration by clicking on “Get Support” in the Help menu, or click the link to set a new password.

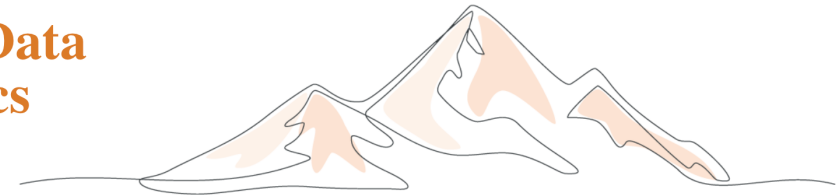


Home Session Hall Demo Theater Exhibit Hall Resource Center Networking ▾ Help ▾

TDWI VIRTUAL SUMMIT

Governing Data and Analytics

Sign In



Registered attendees may log in by clicking links in event check-in or reminder emails.

Can't find the email?

Option 1) Go to **Help** in the menu above and **click Get Support to message Registration** for your personal login link.

Option 2) **click here to set your password** and create your login.

Email registration@tdwi.org for questions or assistance logging in.

Email Address *

Password *

Cancel

Login

Don't know your password? [Click here to set/reset it.](#)

Menu Navigation

After logging in to the event, you will be taken to the Home page. Using the menu navigation, you can visit the main areas of the event, explained below.

Session Hall

Quick access to all live and on-demand sessions.

Exhibit Hall

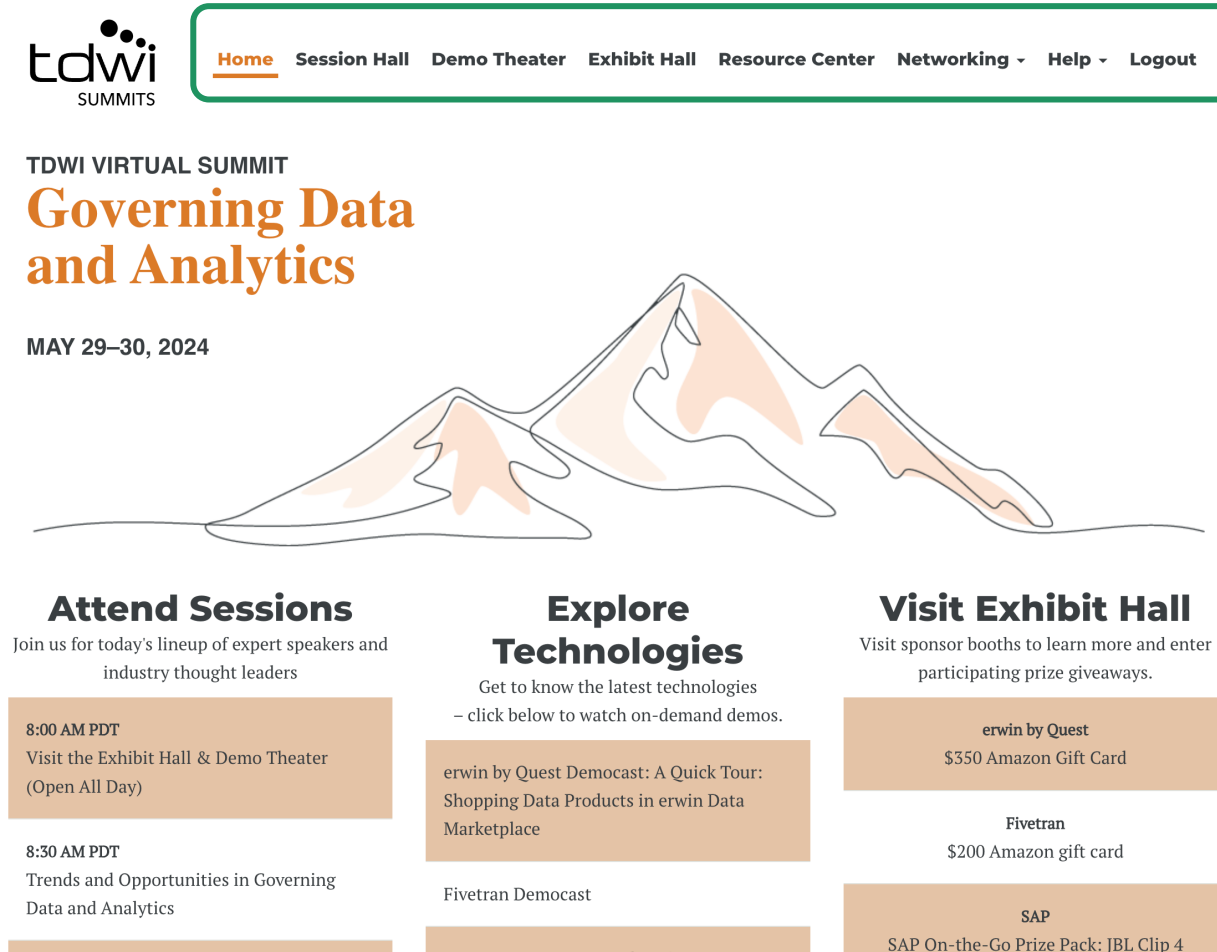
Quick access to the Exhibit Hall and sponsor booths.

Demo Theater

Watch on-demand demos from event sponsors and learn how they enable data and analytics.

Resource Center

Download event resources and TDWI research documents.



The screenshot shows the TDWI Virtual Summit Home page. At the top left is the TDWI SUMMITS logo. A green-bordered navigation bar contains the following links: Home (underlined), Session Hall, Demo Theater, Exhibit Hall, Resource Center, Networking (with a dropdown arrow), Help (with a dropdown arrow), and Logout. Below the navigation bar, the text reads "TDWI VIRTUAL SUMMIT" followed by the main title "Governing Data and Analytics" in orange and black. The dates "MAY 29-30, 2024" are displayed below the title. A stylized mountain range graphic is centered on the page. Below the mountains are three columns of content:

- Attend Sessions**: Join us for today's lineup of expert speakers and industry thought leaders. Includes a session at 8:00 AM PDT titled "Visit the Exhibit Hall & Demo Theater (Open All Day)".
- Explore Technologies**: Get to know the latest technologies – click below to watch on-demand demos. Includes "erwin by Quest Democast: A Quick Tour: Shopping Data Products in erwin Data Marketplace" and "Fivetran Democast".
- Visit Exhibit Hall**: Visit sponsor booths to learn more and enter participating prize giveaways. Includes prizes from "erwin by Quest" (\$350 Amazon Gift Card), "Fivetran" (\$200 Amazon gift card), and "SAP" (SAP On-the-Go Prize Pack: JBL Clip 4).

Networking

Fill out your profile, connect with fellow event attendees by scheduling 1:1 meetings and/or sending direct messages.

Help

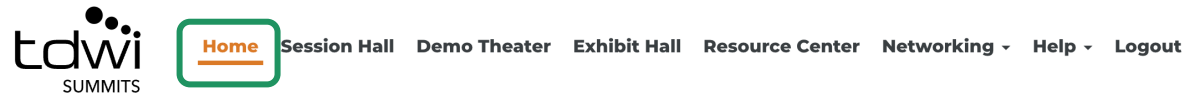
- Click "Get Support" for help with access to the event.
- Click "Change Time Zone" to view session times in your preferred time zone.
- Click "Quick Fixes" to view FAQs.

Logout

Sign out of the event.

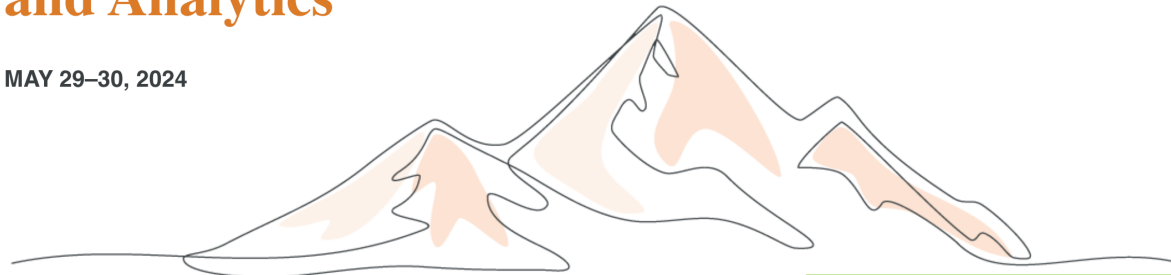
Home

Quickly access popular areas of the event on the Home page after logging in.



TDWI VIRTUAL SUMMIT Governing Data and Analytics

MAY 29–30, 2024



Attend Sessions

Click on one of the listed sessions to quickly join live during the event or watch on demand.

Explore Technologies

Learn more about leading solutions in the Demo Theater. Click on the list of on-demand demos from the event sponsors.

Attend Sessions

Join us for today's lineup of expert speakers and industry thought leaders

8:00 AM PDT
Visit the Exhibit Hall & Demo Theater
(Open All Day)

8:30 AM PDT
Trends and Opportunities in Governing
Data and Analytics

Explore Technologies

Get to know the latest technologies
– click below to watch on-demand demos.

erwin by Quest Democast: A Quick Tour:
Shopping Data Products in erwin Data
Marketplace

Fivetran Democast

Visit Exhibit Hall

Visit sponsor booths to learn more and enter participating prize giveaways.

erwin by Quest
\$350 Amazon Gift Card

Fivetran
\$200 Amazon gift card

SAP
SAP On-the-Go Prize Pack: JBL Clip 4

Win Prizes

Visit event sponsor booths to learn and ask questions in real time about leading technologies in analytics, data management, data integration, and more.

Visitors who watch a video/download at least one file will be entered to win a booth giveaway prize. Winners will be announced after the event ends.

Session Hall

Click on Session Hall in the menu to view all of the event sessions.
Both live and on-demand sessions will be shown here.



Agenda

[Change Time Zone](#)

May 29, 2024

EXHIBIT HALL

🕒 8:00 AM–8:30 AM PDT

Visit the Exhibit Hall & Demo Theater (Open All Day)

TDWI RESEARCH

🕒 8:30 AM–8:50 AM PDT

Trends and Opportunities in Governing Data and Analytics

SPOTLIGHT TALK

🕒 8:55 AM–9:10 AM PDT

Spotlight Talk: From Data Mess to Data Mesh: Building your Data Center of Excellence

EXPERT SESSION

🕒 9:15 AM–10:00 AM PDT

May 30, 2024

EXHIBIT HALL

🕒 8:00 AM–8:30 AM PDT

Visit the Exhibit Hall & Demo Theater (Open All Day)

TDWI RESEARCH

🕒 8:30 AM–8:50 AM PDT

In Data We Must Trust: Data Governance Trends for Solving Data Quality Challenges

SPOTLIGHT TALK

🕒 8:55 AM–9:10 AM PDT

Spotlight Talk: Achieve End-to-End Data Governance with SAP Datasphere and Collibra

EXPERT SESSION

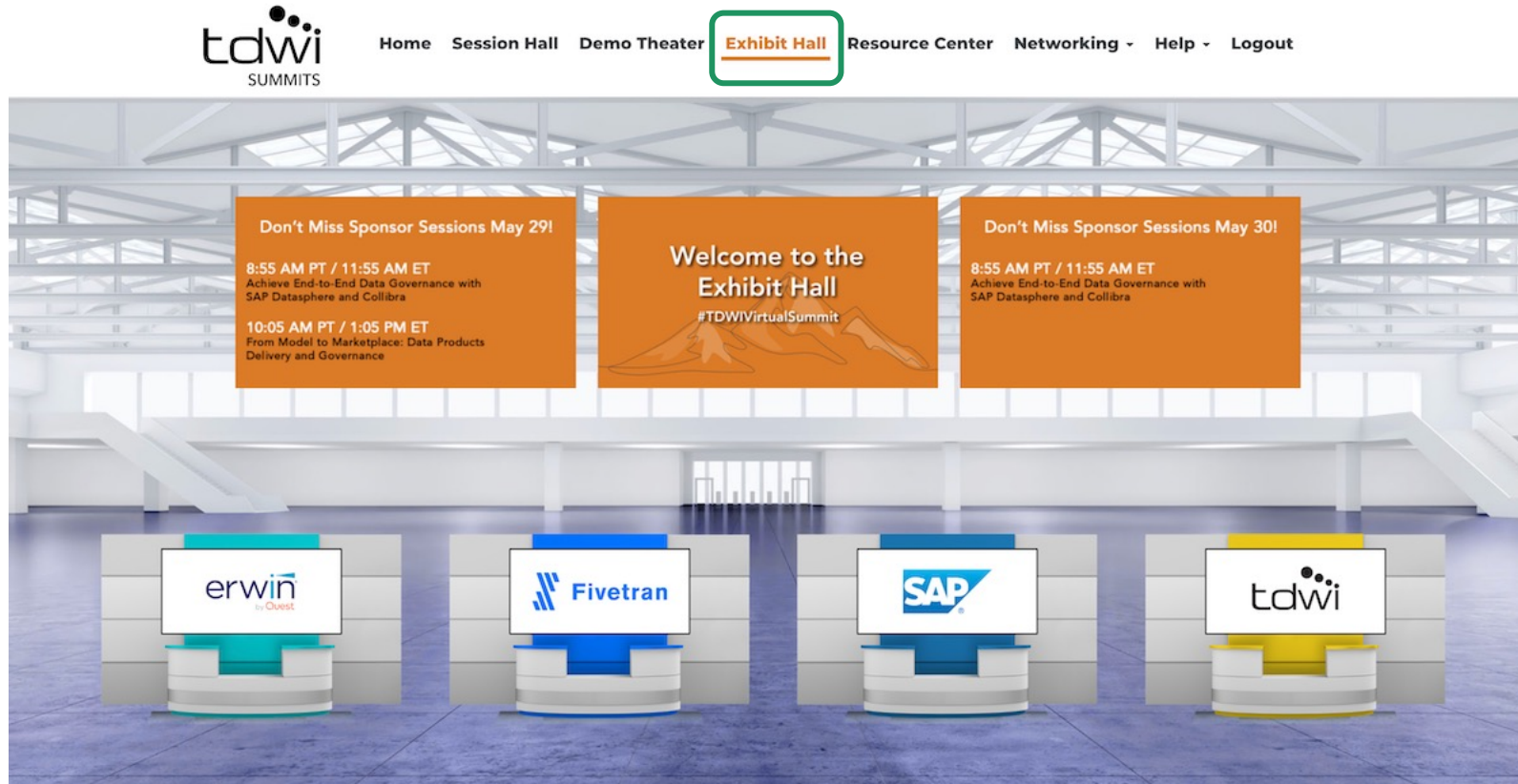
🕒 9:15 AM–10:00 AM PDT

Exhibit Hall

Enter the Exhibit Hall via the top navigation. To enter a booth, simply click on the logo on the show floor.

The hall will be open throughout the day with the opportunity to **download resources**, **watch videos**, and **ask questions in the chat**.

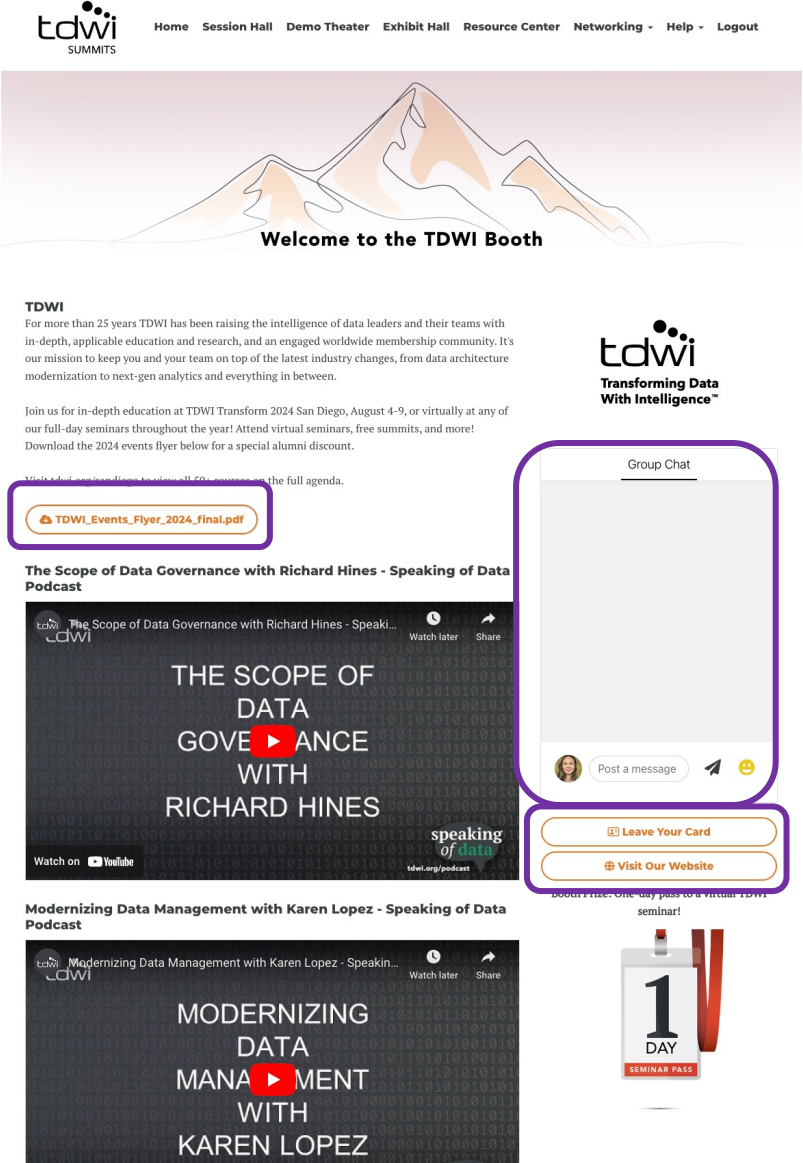
Enter to win the sponsor giveaways: visit a participating booth in the Exhibit Hall.



Navigating the Booths

Once you have clicked into a booth, use these helpful tips to maximize your experience.

*Content will vary in each sponsor space.



Files

Instantly download any PDFs or click through to articles listed here.

Videos

Watch short videos from sponsors and learn more about these solutions.

Send Messages in the Chat

Chime in to an existing conversation with fellow attendees within the booth, or click New Conversation to start your own thread.

Leave Your Card

Share your contact info with sponsors to get in touch after the event!

Visit Website, Visit Demo Theater, Watch Spotlight Session

Learn more about each sponsor by visiting their site, on-demand democast, and spotlight session at the event.

Prizes

Enter to win the booth **giveaways simply by visiting the Exhibit Hall booths and viewing content**. One winner for each prize shown below will be **announced on Thursday via email** after the event concludes.



\$350 Amazon Gift Card



\$200 Amazon gift card



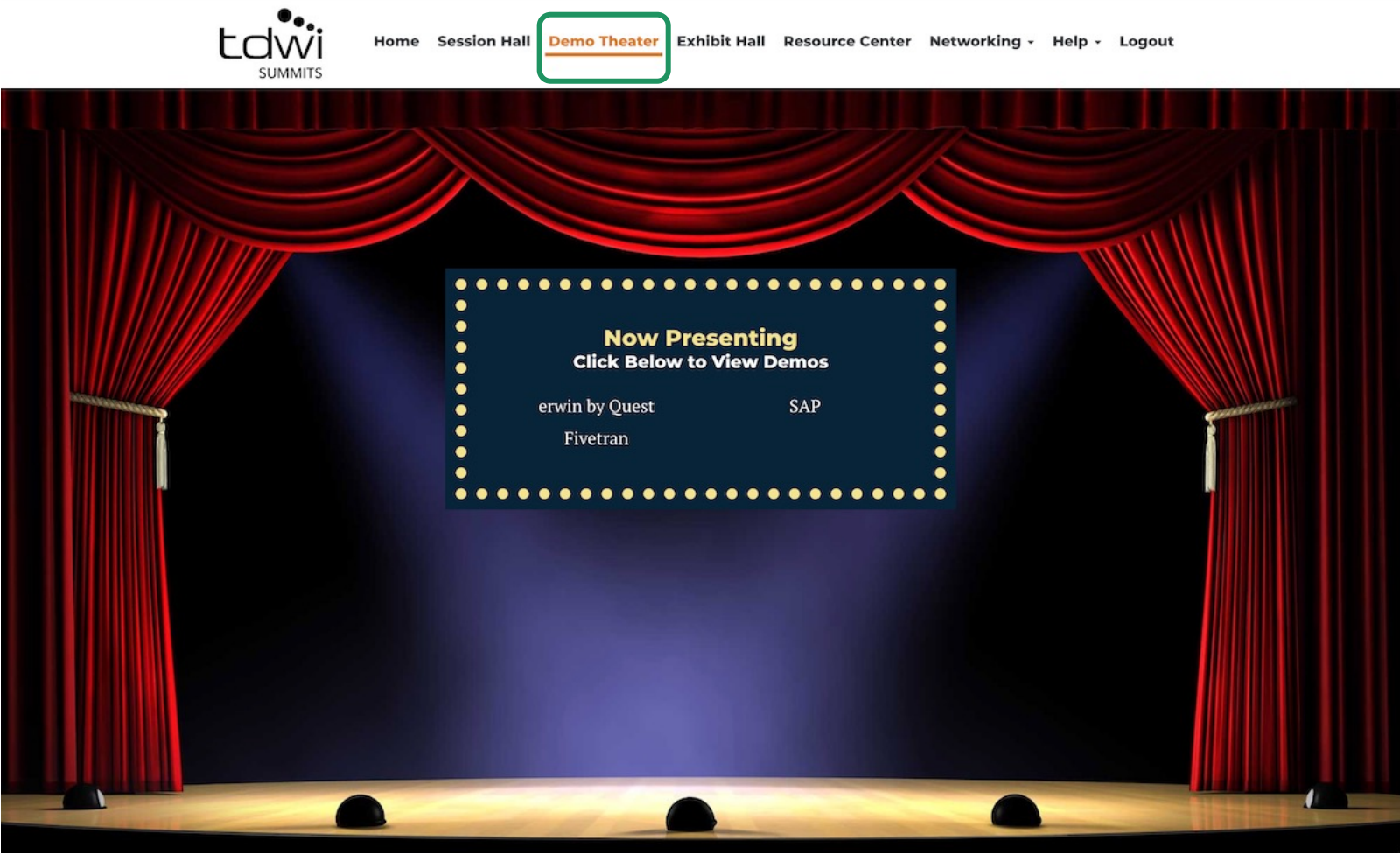
SAP On-the-Go Prize Pack: JBL Clip 4 waterproof speaker, can cooler tote, water bottle, and beach towel



One-day pass to a TDWI virtual seminar

Demo Theater

Visit the Demo Theater to watch short videos from each of our event sponsors. Simply click on the name of the solution to begin watching.



Resource Center

The Resource Center is your digital library to browse content by subject across the different areas of the event. Simply click on the icon or button and instantly download to your computer.

tdwi SUMMITS

Home Session Hall Demo Theater Exhibit Hall **Resource Center** Networking - Help - Logout

TDWI VIRTUAL SUMMIT
Resource Center
Governing Data and Analytics

TDWI Research

TDWI Best Practices Report Achieving Scalable, Agile, and Comprehensive Data Management and	TDWI Playbook Strategies and Practices for Responsible AI	TDWI Checklist Report Five Pillars for the Comprehensive Governance of Data and Other Modern	TDWI Data Quality Maturity Model Assessment Guide

[Download File](#)

Networking

Under the Networking tab, click on My Profile to upload a photo and add your bio.

Click on Attendees to send direct messages to share best practices, and network with your peers with 1:1 meeting invites.

Click on Speakers to learn more about this event's thought leaders.

The screenshot displays the TDWI Networking interface. At the top, the TDWI logo is on the left, and navigation links for Home, Session Hall, Demo Theater, Exhibit Hall, Resource Center, Networking (highlighted with a green box), Help, and Logout are on the right. Below the navigation is a search form with three input fields labeled 'Full Name', 'Company', and 'Job Title', and a 'Search' button. Underneath the search form is a 'Request Meeting' button next to a placeholder profile picture. Below that is a profile card for Chris Adamson, TDWI Director of Education, with a photo and a 'Request Meeting' button. To the right of the profile card is a 'Direct Chat' section with a 'Start a conversation with someone!' prompt and a 'chat' button (highlighted with a green box).

Help

Use the Quick Fixes page for common troubleshooting.

Live support is available during the live virtual event!

In the menu, click on **Help -> Get Support**. A “Contact Us” tab will pop up; please **include your registered email address** for efficiency and **send your message to get in contact with our Registration team** directly.

On May 29 and 30, 2024: Support will be online between 7:30 am PT and 1 pm PT.

For assistance outside of those hours, our team will receive your message via email and respond to you within one business day.

You may also email registration@tdwi.org with any TDWI registration questions.

The screenshot displays the TDWI Summits website. At the top left is the TDWI SUMMITS logo. The navigation menu includes Home, Session Hall, Demo Theater, Exhibit Hall, Resource Center, and Networking. A 'Help' dropdown menu is highlighted with a green box, containing 'Get Support', 'Change Time Zone', 'Quick Fixes', and 'Attendee Guide'. The main content area is titled 'Quick Fixes for Common Concerns' and lists several troubleshooting tips: 'The video is not playing', 'The video is playing but I am not hearing the audio', 'The video is blurry or fuzzy', 'The presenter's slides are too small to read', 'Where are the handouts?', and 'Will this be available later?'. On the right side, a 'Contact Us' modal is open, featuring an email input field, a text area for the question, and an 'EMAIL US' button. The TDWI logo is visible in the bottom left corner of the modal.