

TDWI Virtual Summit

Modern Data Management

March 20-21, 2024

Attendee Guide



Logging In

Option 1) Check your inbox for emails from our event platform with links that will allow registered attendees to log in instantly!

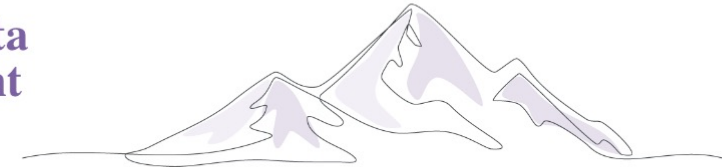
Registrants will receive these emails *from “TDWI Virtual Summit, March”* on each day of the live event.

Option 2) If you land on a sign-in page (pictured above) and have not set up a password, follow the prompt to either message Registration by clicking on “Get Support” in the Help menu, or click the link to set a new password.



[Session Hall](#) [Demo Theater](#) [Exhibit Hall](#) [Resource Center](#) [Networking](#) - [Help](#) -

TDWI VIRTUAL SUMMIT
**Modern Data
Management**



Sign In

Registered attendees may log in by clicking links in event check-in or reminder emails.

Can't find the email?

Option 1) Go to [Help](#) in the menu above and click [Get Support to message Registration](#) for your personal login link.

Option 2) [click here to set your password](#) and create your login.

Email registration@tdwi.org for questions or assistance logging in.

Email Address *

Password *

Cancel

Login

Don't know your password? [Click here to set/reset it.](#)

Menu Navigation

After logging in to the event, you will be taken to the Home page. Using the menu navigation, you can visit the main areas of the event, explained below.

Session Hall

Quick access to all live and on-demand sessions.

Exhibit Hall

Quick access to the Exhibit Hall and sponsor booths.

Demo Theater

Watch on-demand demos from event sponsors and learn how they enable data and analytics.

Resource Center

Download event resources and TDWI research documents.



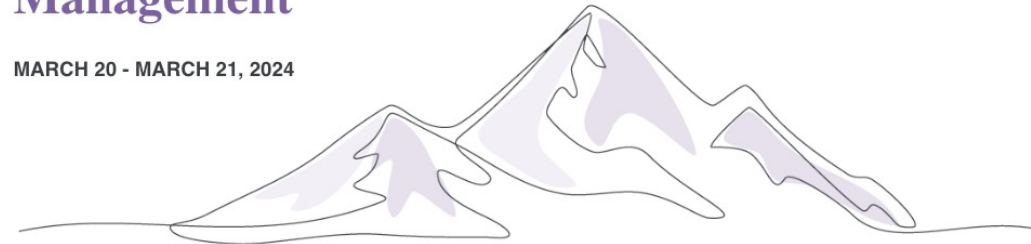
Session Hall Demo Theater Exhibit Hall Resource Center Networking - Help - Logout



TDWI VIRTUAL SUMMIT

Modern Data Management

MARCH 20 - MARCH 21, 2024



Attend Sessions

Join us for today's lineup of expert speakers and industry thought leaders

Wednesday, March 20

8:00 AM PDT

Visit the Exhibit Hall & Demo Theater (Open All Day)

8:30 AM PDT

Trends, Challenges, and Priorities in Modern Data Management
Fern Halper, TDWI

8:55 AM PDT

Spotlight Talk: Business Data Fabric Primer

Explore Technologies

Get to know the latest technologies – click below to watch on-demand demos.

Action Democast: Delivering Hyper Operational Analytics Performance on the Google Cloud

Cambridge Semantics Democast: Anzo 6.0 Demo

Fivetran Democast: Accelerate and Automate SAP ERP data into the Snowflake Data Cloud with Fivetran

Visit Sponsors

Visit sponsor booths to learn more and enter participating prize giveaways.

Action

\$200 Amazon gift card

Cambridge Semantics

Holy Stone GPS Drone

Fivetran

\$200 Amazon gift card

Metric Insights

\$200 Amazon gift card

Networking

Fill out your profile, connect with fellow event attendees by scheduling 1:1 meetings and/or sending direct messages.

Help

- Click “Get Support” for help with access to the event.
- Click “Change Time Zone” to view session times in your preferred time zone.
- Click “Quick Fixes” to view FAQs.

Logout

Sign out of the event.

Home

Quickly access popular areas of the event on the Home page after logging in.



Session Hall

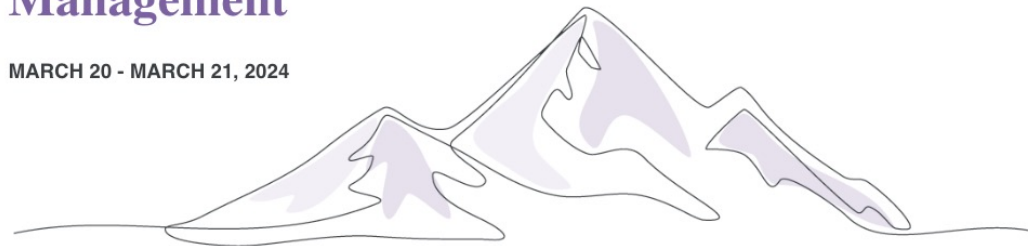
[Demo Theater](#) [Exhibit Hall](#) [Resource Center](#) [Networking](#) - [Help](#) - [Logout](#)

[in](#) [f](#) [@](#) [v](#)

TDWI VIRTUAL SUMMIT

Modern Data Management

MARCH 20 - MARCH 21, 2024



Attend Sessions

Click on one of the listed sessions to quickly join live during the event or watch on demand.

Explore Technologies

Learn more about leading solutions in the Demo Theater. Click on the list of on-demand demos from the event sponsors.

Attend Sessions

Join us for today's lineup of expert speakers and industry thought leaders

Wednesday, March 20

8:00 AM PDT
Visit the Exhibit Hall & Demo Theater
(Open All Day)

8:30 AM PDT
Trends, Challenges, and Priorities in
Modern Data Management
Fern Halper, TDWI

8:55 AM PDT
Spotlight Talk: Business Data Fabric Primer
Gregory M. G. ...

Explore Technologies

Get to know the latest technologies
- click below to watch on-demand demos.

Action Democast: Delivering Hyper
Operational Analytics Performance on the
Google Cloud

Cambridge Semantics Democast: Anzo 6.0
Demo

Fivetran Democast: Accelerate and
Automate SAP ERP data into the Snowflake
Data Cloud with Fivetran

Visit Sponsors

Visit sponsor booths to learn more and enter
participating prize giveaways.

Action
\$200 Amazon gift card

Cambridge Semantics
Holy Stone GPS Drone

Fivetran
\$200 Amazon gift card

Metric Insights
\$200 Amazon gift card

Win Prizes

Visit event sponsor booths to learn and ask questions in real time about leading technologies in analytics, data management, data integration, and more.

Visitors who watch a video/download at least one file will be entered to win a booth giveaway prize. Winners will be announced after the event ends.

Session Hall

Click on Session Hall in the menu to view all of the event sessions. Both live and on-demand sessions will be shown here.



[Demo Theater](#) [Exhibit Hall](#) [Resource Center](#) [Networking](#) [Help](#) [Logout](#)

Agenda

[Change Time Zone](#)


March 20, 2024

EXHIBIT HALL

🕒 8:00 AM–8:30 AM PDT
Visit the Exhibit Hall & Demo Theater (Open All Day)


TDWI RESEARCH

🕒 8:30 AM–8:50 AM PDT
Trends, Challenges, and Priorities in Modern Data Management


Fern Halper, TDWI

SPOTLIGHT TALK

🕒 8:55 AM–9:10 AM PDT
Spotlight Talk: Business Data Fabric Primer


Savannah Voll, SAP

EXPERT SESSION

🕒 9:00 AM–10:00 AM PDT


March 21, 2024

EXHIBIT HALL

🕒 8:00 AM–8:30 AM PDT
Visit the Exhibit Hall & Demo Theater (Open All Day)

TDWI RESEARCH

🕒 8:30 AM–8:50 AM PDT
Managing Data Quality in the New AI Era


James Kobielus, TDWI

SPOTLIGHT TALK

🕒 8:55 AM–9:10 AM PDT
Spotlight Talk: How Knowledge Graph Technology Brings Generative AI to the Enterprise


Sean Martin, Cambridge Semantics Inc.


EXPERT SESSION

Exhibit Hall

Enter the Exhibit Hall via the top navigation. To enter a booth, simply click on the logo on the show floor.

The hall will be open throughout the day with the opportunity to **download resources, watch videos, and ask questions in the chat.**

Enter to win the sponsor giveaways: visit a participating booth in the Exhibit Hall.



Navigating the Booths

Once you have clicked into a booth, use these helpful tips to maximize your experience.

*Content will vary in each sponsor space.

The screenshot shows the TDWI Summit website interface. At the top, there is a navigation bar with links for Session Hall, Demo Theater, Exhibit Hall, Resource Center, Networking, Help, and Logout. The main header features a mountain graphic and the text "Welcome to the TDWI Booth". Below this, there is a section for TDWI with a brief description of the organization's mission. A link to "TDWI Events Flyer 2024 Final.pdf" is highlighted with a purple box. To the right, there are buttons for "Leave Your Card" and "Visit Our Website", also highlighted with purple boxes. Below these, there is a "Win a One-Day Pass to TDWI Seminar" section featuring a "1 DAY SEMINAR PASS" graphic. A "Group Chat" section is highlighted with a purple box, showing a chat interface with a "Post a message" button. At the bottom, there are two video thumbnails: "Data Management in the Age of AI with Fern Halper - Speaking of Data Podcast" and "Spatial Data Science with James Kobielus - Speaking of Data Podcast".

Files

Instantly download any PDFs or click through to articles listed here.

Videos

Watch short videos from sponsors and learn more about these solutions.

Leave Your Card

Share your contact info with sponsors to get in touch after the event!

Visit Website, Visit Demo Theater, Watch Spotlight Session

Learn more about each sponsor by visiting their site, on-demand democast, and spotlight session at the event.

Send Messages in the Chat

Chime in to an existing conversation with fellow attendees within the booth, or click New Conversation to start your own thread.

Prizes

Enter to win the booth **giveaways from participating sponsors simply by visiting the Exhibit Hall booths and viewing content.** One winner for each prize shown below will be **announced on Thursday via email** after the event concludes.



\$200 Amazon gift card



Holy Stone GPS Drone



\$200 Amazon gift card



\$200 Amazon gift card



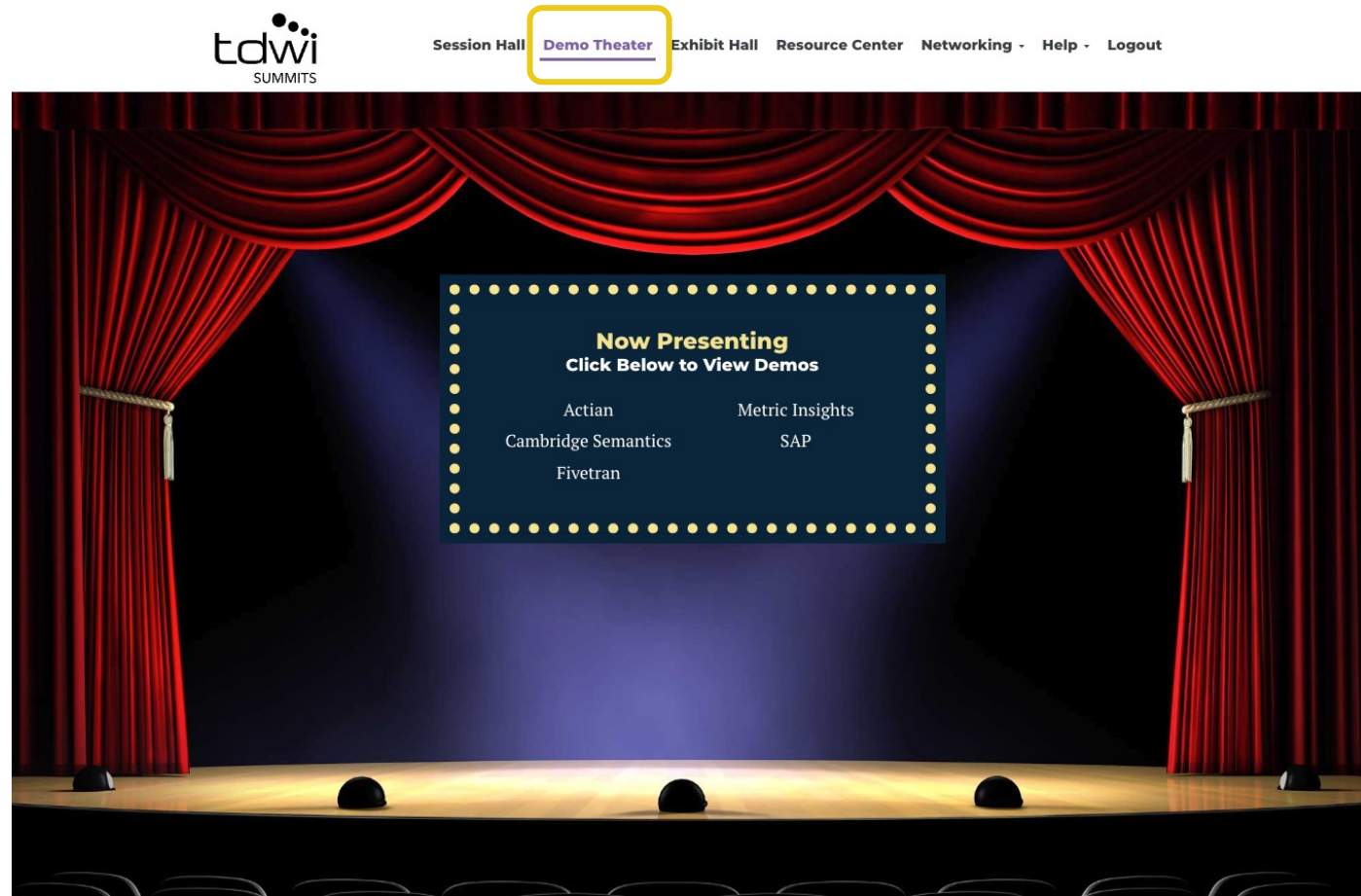
SAP On-the-Go Prize Pack (JBL Clip 4 waterproof speaker, can cooler tote, water bottle, and beach towel)



One-day pass to a TDWI virtual seminar

Demo Theater

Visit the Demo Theater to watch short videos from each of our event sponsors. Simply click on the name of the solution to begin watching.



Resource Center

The Resource Center is your digital library to browse content by subject across the different areas of the event. Simply click on the icon or button and instantly download to your computer.

The screenshot shows the TDWI Virtual Summit Resource Center interface. At the top, the TDWI SUMMITS logo is on the left, and a navigation menu includes Session Hall, Demo Theater, Exhibit Hall, Resource Center (highlighted with a yellow box), Networking, Help, and Logout. Below the navigation, the text reads "TDWI VIRTUAL SUMMIT Resource Center Modern Data Management" next to a stylized mountain range graphic. Underneath is the "TDWI Research" section, which features three report cards:

- Checklist Report | Delivering AI-Powered Embedded Analytics from the Data Lakehouse: Five Best Practices** by James Kubitza. Includes a "Download File" button.
- The State of Data Management 2023** by Pam Hobbes, Ph.D. Includes a "Download File" button.
- Checklist Report | Unifying Transactional and Analytical Data to Drive Modern Applications and Analytics** by David Scudder. Includes a "Download File" button.

Networking

Under the Networking tab, click on My Profile to upload a photo and add your bio.

Click on Attendees to send direct messages to share best practices, and network with your peers with 1:1 meeting invites.

Click on Speakers to learn more about this event's thought leaders.

The screenshot displays the TDWI Networking interface. At the top, the TDWI logo is on the left, and navigation links for Home, Session Hall, Demo Theater, Exhibit Hall, Resource Center, **Networking** (highlighted with a purple box), Help, and Logout are on the right. Below the navigation is a search form with three input fields labeled 'Full Name', 'Company', and 'Job Title', and a 'Search' button. Underneath the search form is a 'Request Meeting' button next to a placeholder profile picture. Below that is a profile card for Chris Adamson, TDWI Director of Education, with a 'Request Meeting' button and a bio. On the right side of the interface is a 'Direct Chat' section with a 'Start a conversation with someone!' prompt and a 'chat' button (highlighted with a purple box).

Help

Use the Quick Fixes page for common troubleshooting.

Live support is available during the live virtual event!

In the menu, click on **Help -> Get Support**. A “Contact Us” tab will pop up; please **include your registered email address** for efficiency and **send your message to get in contact with our Registration team** directly.

On March 20 and 21, 2024: Support will be online between 7:30 am PT and 1 pm PT.

For assistance outside of those hours, our team will receive your message via email and respond to you within one business day.

You may also email registration@tdwi.org with any TDWI registration questions.



Get Support

Change Time Zone

Quick Fixes

Attendee Guide

Quick Fixes for Common Concerns

For an optimal experience, we recommend using Google's Chrome browser on a laptop or desktop computer.

Here are answers to common questions:

The video is not playing

Some browsers require you to press "Play" to view our livestreams.

You can also try refreshing your browser.

The video is playing but I am not hearing the audio

Some browsers automatically mute audio. Hover over the playback window to see if an "Unmute" button appears.

Check your speakers and then try refreshing your browser.

The video is blurry or fuzzy

Give it a moment. Livestream video typically becomes sharper after about a minute of buffering.

If the image remains unclear, you may be experiencing internet bandwidth issues.

The presenter's slides are too small to read

Maximize your browser window for a larger view. On most mobile devices, you will find a full screen button if you tap on the video.

Also remember that you can download the handouts.

Where are the handouts?

They can be just above the session chat window, and are also available in the resource center.

Clicking on the handout link will not disrupt the livestream video you are watching.

Will this be available later?

Yes, sessions will be available on demand following the conclusion of the event.

