

TDWI Virtual Summit

Attendee Guide

Logging In

Option 1) Check your inbox for emails from our event platform with links that will allow registered attendees to log in instantly!

Registrants will receive these emails *from “TDWI Virtual Summit”* on the morning of the live event.

Option 2) If you land on a sign-in page (pictured above) and have not set up a password, follow the prompt to either message Registration by clicking on “Get Support” in the Help menu, or click the link to set a new password.

tdwi
SUMMITS

Home Session Hall Demo Theater Exhibit Hall Resource Center Networking - Help -

TDWI VIRTUAL SUMMIT

Sign In

Registered attendees may log in by clicking links in event check-in or reminder emails.

Can't find the email?

Option 1) Go to [Help](#) in the menu above and click [Get Support](#) to message Registration for your personal login link.

Option 2) [click here](#) to set your password and create your login.

Email registration@tdwi.org for questions or assistance logging in.

Email Address *

Password *

[Cancel](#) [Login](#)

Menu Navigation

After logging in to the event, you will be taken to the Home page. Using the menu navigation, you can visit the main areas of the event, explained below.

Session Hall

Quick access to all live and on-demand sessions.

Demo Theater

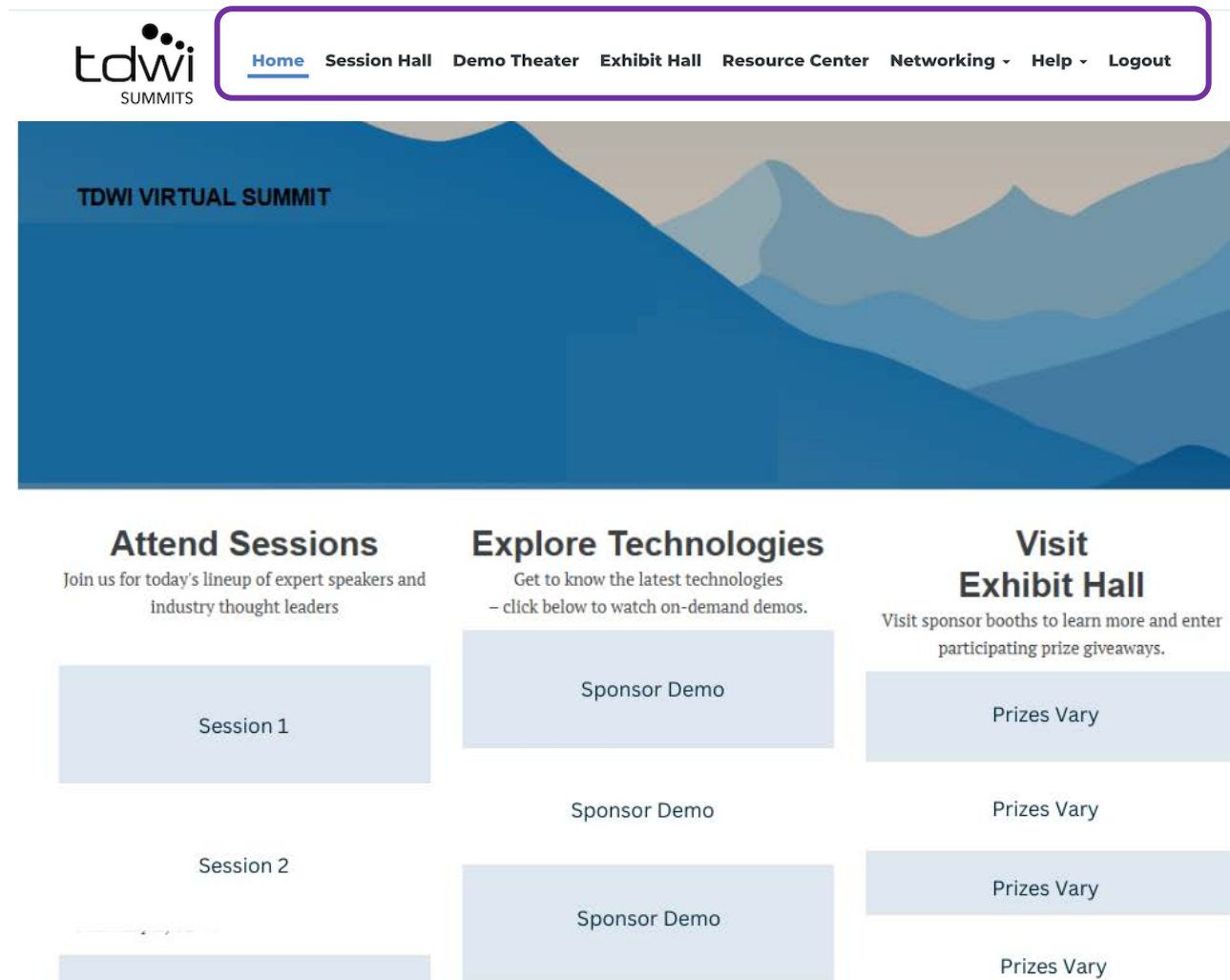
Watch on-demand demos from event sponsors and learn how they enable data and analytics.

Exhibit Hall

Quick access to the Exhibit Hall and sponsor booths.

Resource Center

Download event resources and TDWI research documents.



Networking

Fill out your profile, connect with fellow event attendees by scheduling 1:1 meetings and/or sending direct messages.

Help

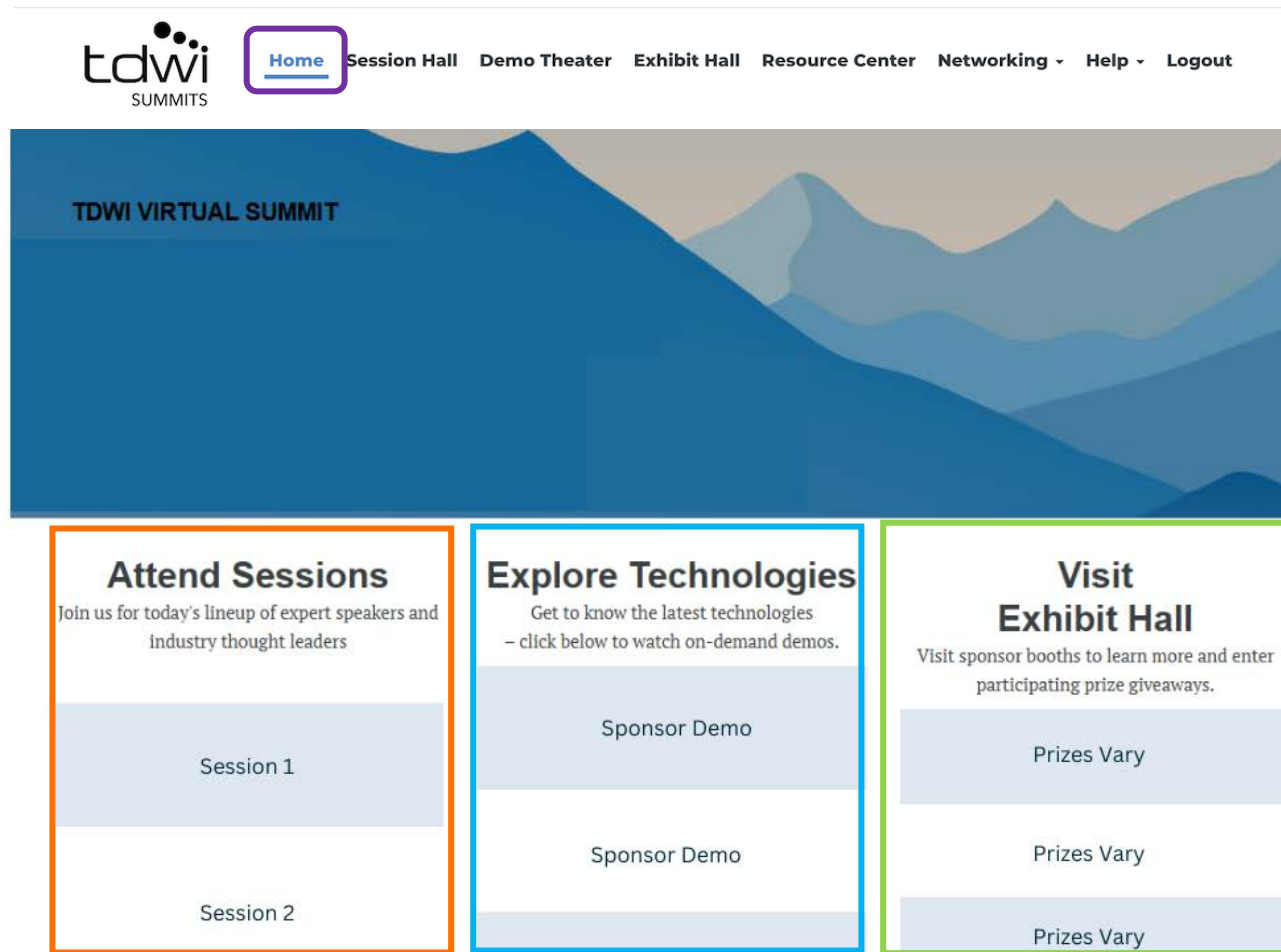
- Click "Get Support" for help with access to the event.
- Click "Change Time Zone" to view session times in your preferred time zone.
- Click "Quick Fixes" to view FAQs.

Logout

Sign out of the event.

Home

Quickly access popular areas of the event on the Home page after logging in.



Attend Sessions

Click on one of the listed sessions to quickly join live during the event or watch on demand.

Explore Technologies

Learn more about leading solutions in the Demo Theater. Click on the list of on-demand demos from the event sponsors.

Win Prizes

Visit event sponsor booths to learn and ask questions in real time about leading technologies in analytics, data management, data integration, and more.

Visitors who watch a video/download at least one file will be entered to win a booth giveaway prize. Winners will be announced after the event ends.

Session Hall

Click on Session Hall in the menu to view all of the event sessions. Both live and on-demand sessions will be shown here.

The screenshot displays the TDWI Summits website interface. At the top left is the TDWI SUMMITS logo. The navigation menu includes: Home, **Session Hall** (highlighted with a purple box), Demo Theater, Exhibit Hall, Resource Center, Networking (with a dropdown arrow), Help (with a dropdown arrow), and Logout. Below the navigation is a blue banner with the word "Agenda" in white and a "Change Time Zone" button. The main content area is divided into three sections:

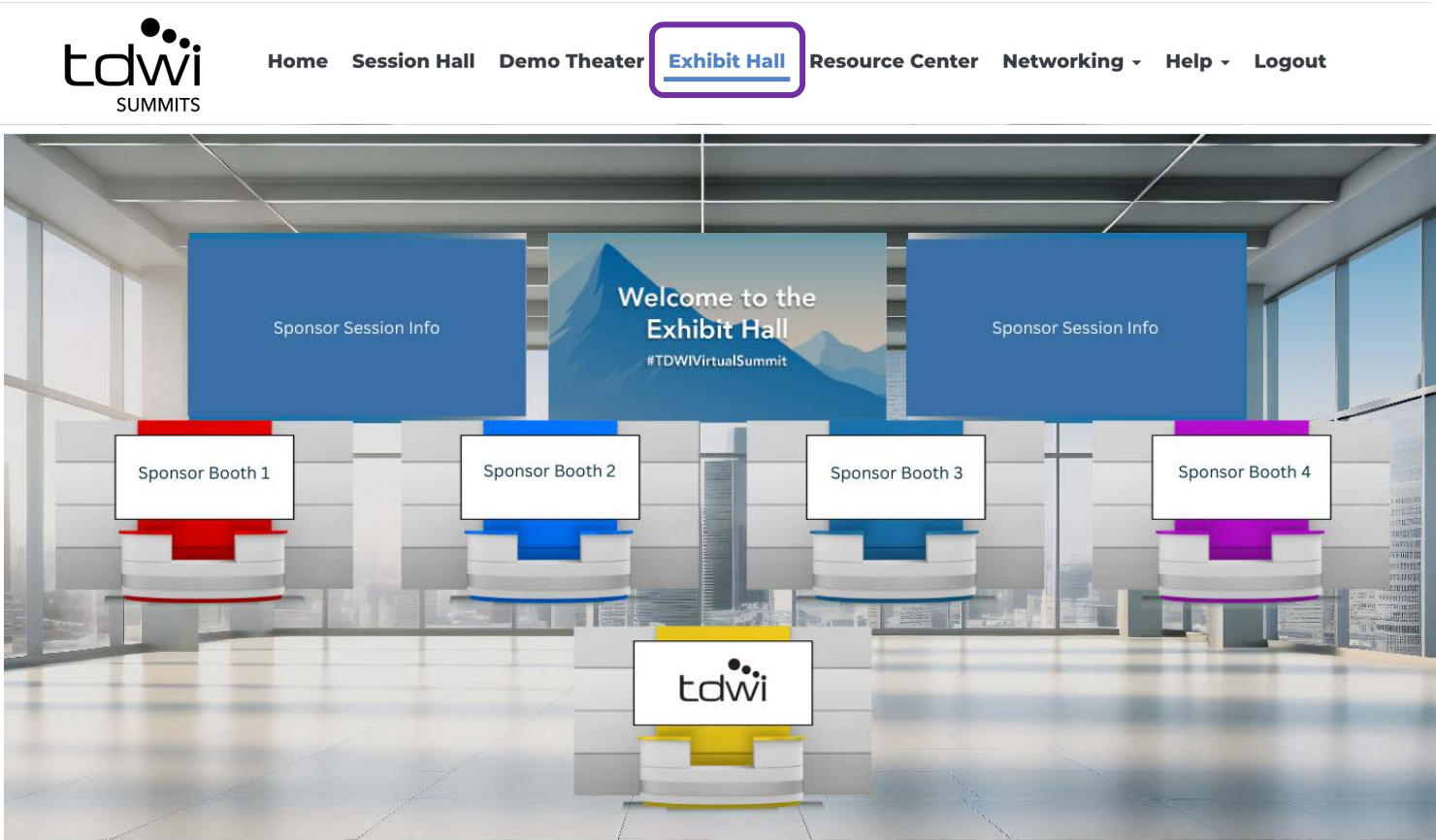
- EXHIBIT HALL** (black header bar):
 - 8:00 AM–8:15 AM PST (clock icon)
 - Visit the Exhibit Hall & Demo Theater (Open All Day)
- TDWI RESEARCH** (grey header bar):
 - 8:15 AM–8:35 AM PST (clock icon)
 - Session 1 Info
- SPOTLIGHT TALK** (blue header bar):
 - 8:40 AM–8:55 AM PST (clock icon)
 - Session 2 Info

Exhibit Hall

Enter the Exhibit Hall via the top navigation. To enter a booth, simply click on the logo on the show floor.

The hall will be open throughout the day with the opportunity to **download resources**, **watch videos**, and **ask questions in the chat**.

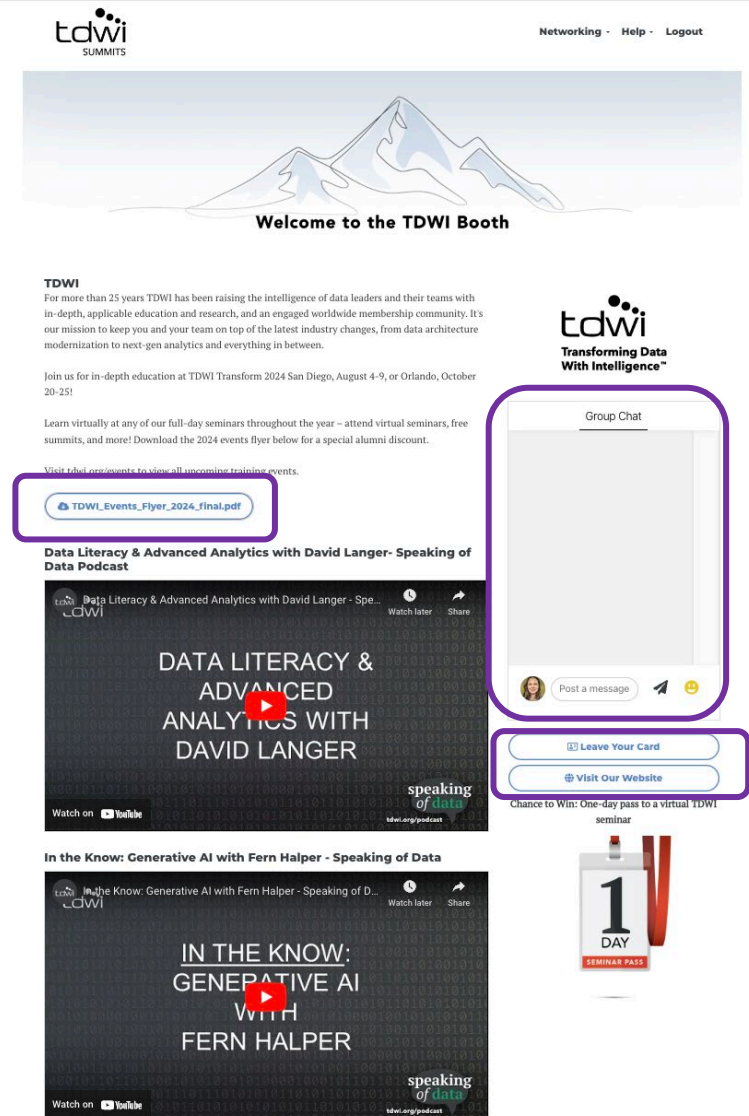
Enter to win the sponsor giveaways: visit a participating booth in the Exhibit Hall.



Navigating the Booths

Once you have clicked into a booth, use these helpful tips to maximize your experience.

*Content will vary in each sponsor space.



Files

Instantly download any PDFs or click through to articles listed here.

Videos

Watch short videos from sponsors and learn more about these solutions.

Send Messages in the Chat

Chime in to an existing conversation with fellow attendees within the booth, or click New Conversation to start your own thread.

Leave Your Card

Share your contact info with sponsors to get in touch after the event!

Visit Website, Visit Demo Theater, Watch Spotlight Session

Learn more about each sponsor by visiting their site, on-demand democast, and spotlight session at the event.

Prizes

Enter to win the booth **giveaways simply by visiting the Exhibit Hall booths and viewing content**. One winner for each prize offered* will be **announced via email** after the event concludes.

Examples of popular past prizes below. See details of current prizes on the live event page.

Win a \$200 Digital Amazon Gift Card!



Theragun mini




Win a
One-Day Pass to TDWI Seminar



**Prizes may vary*

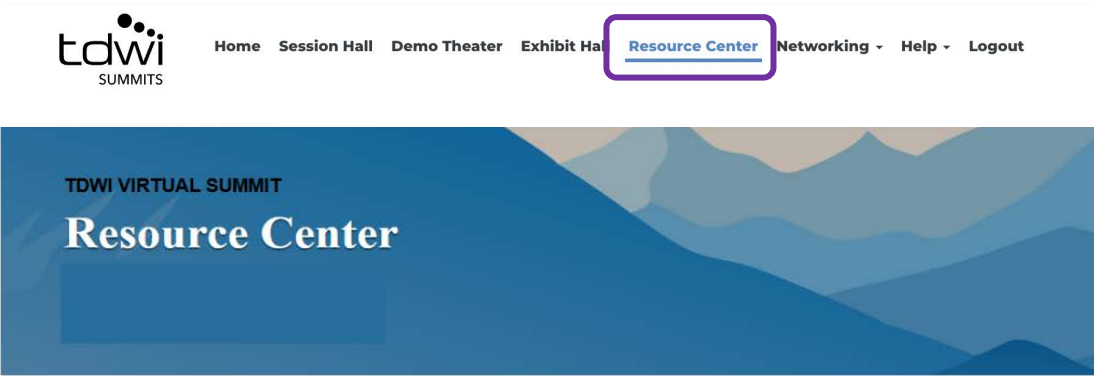
Demo Theater

Visit the Demo Theater to watch short videos from each of our event sponsors. Simply click on the name of the solution to begin watching.

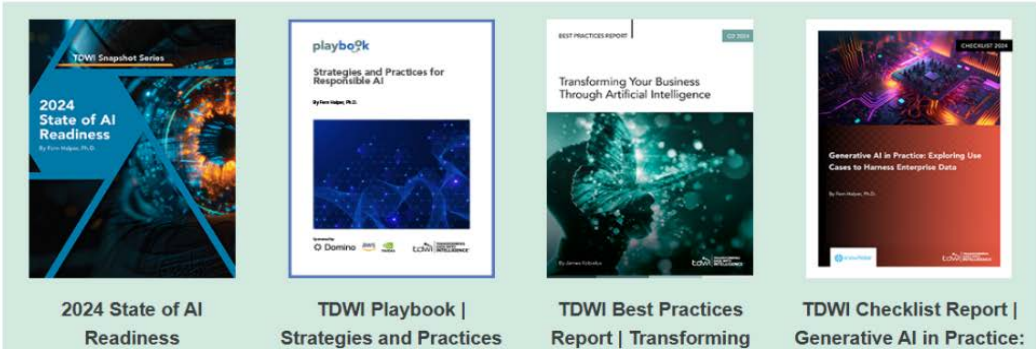


Resource Center

The Resource Center is your digital library to browse content by subject across the different areas of the event. Simply click on the icon or button and instantly download to your computer.



TDWI Research



Networking

Under the Networking tab, click on My Profile to upload a photo and add your bio.

Click on Attendees to send direct messages to share best practices, and network with your peers with 1:1 meeting invites.

Click on Speakers to learn more about this event's thought leaders.

The screenshot displays the TDWI Networking interface. At the top, the TDWI logo is on the left, and navigation links for Home, Session Hall, Demo Theater, Exhibit Hall, Resource Center, **Networking**, Help, and Logout are on the right. The **Networking** tab is highlighted with a purple box. Below the navigation is a search form with input fields for Full Name, Company, and Job Title, and a Search button. Underneath the search form is a profile card for Chris Adamson, TDWI Director of Education, with a Request Meeting button. To the right of the profile card is a Direct Chat section with a button that says "Start a conversation with someone!" and a chat icon, also highlighted with a purple box.

Help

Use the Quick Fixes page for common troubleshooting.

Live support is available during the live virtual event!

In the menu, click on **Help -> Get Support**. A “Contact Us” tab will pop up; please **include your registered email address** for efficiency and **send your message to get in contact with our Registration team** directly.

On each day of the live event, Support will be online between 7:30 am PT and 1 pm PT.

For assistance outside of those hours, our team will receive your message via email and respond to you within one business day.

You may also email registration@tdwi.org with any TDWI registration questions.

The screenshot shows the TDWI Summits website. The navigation menu includes Home, Session Hall, Demo Theater, Exhibit Hall, Resource Center, and Networking. The 'Help' menu is expanded, showing options for Get Support, Change Time Zone, Quick Fixes, and Attendee Guide. The main content area is titled 'Quick Fixes for Common Concerns' and lists several troubleshooting tips for video and audio issues. A 'Contact Us' modal is open, featuring an email input field and a text area for questions, with an 'EMAIL US' button at the bottom right.

tdwi SUMMITS

Home Session Hall Demo Theater Exhibit Hall Resource Center Networking

Help - Logout

Get Support

Change Time Zone

Quick Fixes

Attendee Guide

Quick Fixes for Common Concerns

For an optimal experience, we recommend using Google's Chrome browser on a laptop or desktop computer.

Here are answers to common questions:

The video is not playing
Some browsers require you to press "Play" to view our livestreams.
You can also try refreshing your browser.

The video is playing but I am not hearing the audio
Some browsers automatically mute audio. Hover over the playback window to see if an "Unmute" button appears.
Check your speakers and then try refreshing your browser.

The video is blurry or fuzzy
Give it a moment. Livestream video typically becomes sharper after about a minute of buffering.
If the image remains unclear, you may be experiencing internet bandwidth issues.

The presenter's slides are too small to read
Maximize your browser window for a larger view. On most mobile devices, you will find a full screen button if you tap on the video.
Also remember that you can download the handouts.

Where are the handouts?
They can be just above the session chat window, and are also available in the resource center.
Clicking on the handout link will not disrupt the livestream video you are watching.

Will this be available later?
Yes, sessions will be available on demand following the conclusion of the event.

Contact Us

Email *

Enter your email address

Your Question *

How can we help you today?

tdwi

EMAIL US